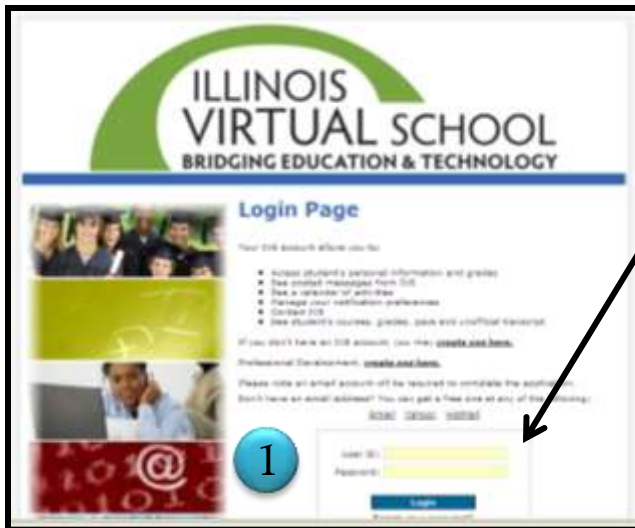
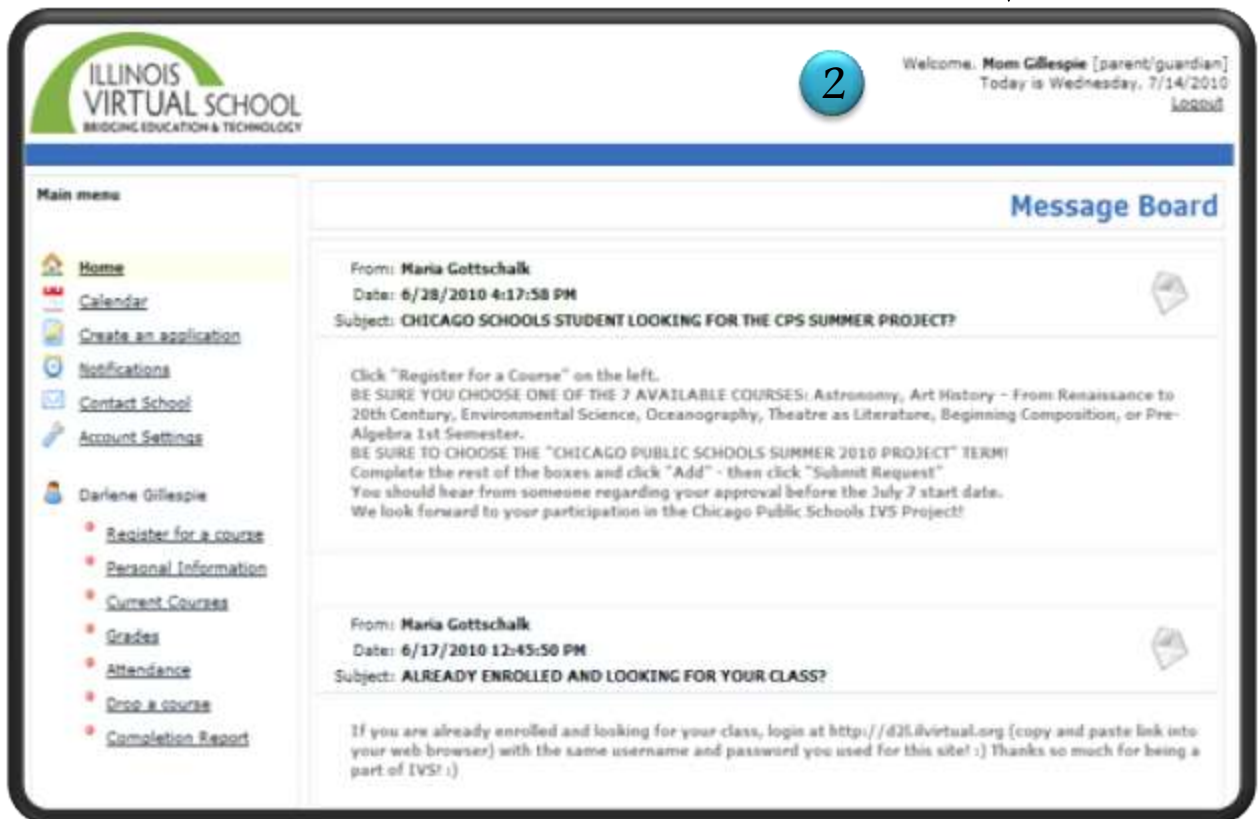


How to View Student Progress...



- 1) Parent or Student logs into SIS at <https://sis.ilvirtual.org> with the IVS username and password (Credentials) that were emailed after student application was submitted
- 2) Main menu is viewable with your role listed at top

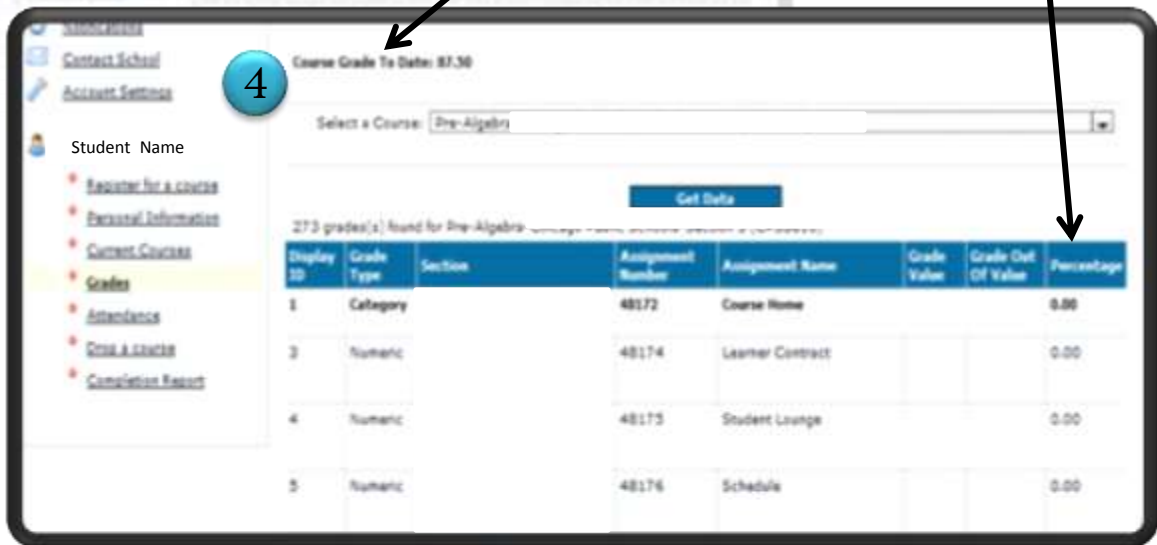


View Grades



3) Click the **Grades** link on the left side of window

4) View Current Grade to Date and Graded assignment list for each course



NOTE:

Grade books are updated nightly and reflect items in the IVS learning platform grade book that are included in the final calculated grade.

Please allow IVS instructors adequate grading time before attempting to view grades for submitted assignments. All grades on this page are subject to change.

If you have questions, please direct them to your student's IVS instructor.

View Attendance



- 5) Click the Attendance link on the left side of window
- 6) View Number of Logins, Total Time in Course*, and Last Login



NOTE:

Attendance is updated nightly and reflects time spent in the content of a unique course in the IVS learning platform.

*Students whose course content is obtained by linking outside of the IVS Desire2Learn learning platform (Apex Learning, Class.com, etc.) **will not** have their attendance in the content recorded here.

If you have questions, please direct them to your student's IVS instructor.